

CALLAHAN PAVING/TRI-MESSINE CONST.
1127 N. Broadway N. Massapequa NY 11758
516-679-9797

Environmental Health & Safety Plan

Permanent Restoration of Asphalt Roadway – Brooklyn, Bronx & Queens

Brooklyn Purchase Order Number: 6440447

Projected Start Date: 3/1/2026
Projected End Date: 2/28/2027

Bronx Purchase Order Number: 6440224


Projected Start Date: 3/1/2026
Projected End Date: 2/28/2027

Queens Purchase Order Number: 6437791


Projected Start Date: 3/1/2026
Projected End Date: 2/28/2027

"This HASP has been developed by Con Edison to serve as a guideline and does not offer to be an all-inclusive list of each and every possible hazard that can exist on the site. The contractor is still responsible for providing on-site EH&S oversight and for informing Con Edison of any changes or EH&S concerns not specifically contained herein.

Prepared by Marco Lopez- Safety Officer



Approved by Al Messina - Contractor/Owner

 Pres

EH&S PLAN CHECKLIST

Contractor: Callahan Paving Corp/Tri-Messine

Name/Description of Project/Job: Permanent Restoration of Asphalt Roadway

Con Edison Facility/Location: – Various street location in the boroughs of Brooklyn, Bronx & Queens

If you answer "Yes" to any of the items below, describe in the site environmental, health and safety (EH&S) plan how you will protect your employees, Con Edison employees, the public and the environment, if applicable, from the indicated hazard as required by OSHA, EPA, DEC, and any other federal, state, or local laws and regulations. Indicate how and where you will dispose of all wastes. After you complete your EH&S plan, enter the page number(s) to identify where in the EH&S plan each hazard is addressed. This checklist does not preclude the submission of a work plan nor is it meant to be an all-inclusive guide to EH&S plans.

1) Do you expect that the job may involve any of the following? (Please circle the response for each item, either to confirm or indicate that the project does not involve the item.)

	Yes	No	Page #
Asbestos		X	
PCBs		X	
Lead or lead paint or chips*		X	
Silica	X		
Mercury		X	
Other hazardous wastes (corrosive, reactive, toxic, ignitable, or listed hazardous wastes)		X	
Non-hazardous wastes	X		24
Other hazardous materials/chemicals (SDS)	X		11,17,18
Work at high elevations (scaffolds, ladders, etc.)		X	
Work in excavations		X	
Heavy equipment: cranes, aerial lifts, forklifts	X		21, 22
Hand and/or power tools	X		16, 21
Work in confined or enclosed spaces		X	
Welding/burning		X	
Electrical, Gas or Steam work		X	
Explosives		X	
Discharges to water, land or sewers		X	
Yes No Page #			
Air Emissions	X		14
Noise	X		22
<u>Continued on next page</u>	X		

	Yes	No	Page #
Traffic and/or Roadway	X		24-25
Petroleum or Used Oil	X		
Pesticides		X	
Drug and Alcohol Plan	X		

If you expect to encounter any other EH&S hazards or requirement, please list them below and address them in your EH&S Plan.

_____ Page _____

In your EH&S plan, detail the training and personal protective equipment your employees will be required to have to perform the job.

Provide and maintain all applicable Safety Data Sheets for hazardous substances used on the jobsite.

- 5) List in your EH&S plan all emergency contacts and phone numbers, including Callahan Paving Corp/Tri-Messine and Con Edison representatives.
- 6) Company SIC Code: 1611
- 7) Last 3 Years OSHA Incident Rate: * 2022 -0, 2023 - 7.27, 2024 - 0
- 8) Last 3 Years' Experience Modification Rate: *2022-1.12, 2023-.94, 2024-.98


Signature _____

Type/Print Name:
Alfonso Messina

Title:
President

Con Edison Acceptance
 To be completed by authorized Con Edison Representative

Accepted for PO5437791 Yes
X No

Signature and Date of CE EH&S HASP Acceptance		
	<u>3-23-2020</u>	
Tim Donohue - Queens EHS	<u>Tim Donohue</u>	

SCOPE OF WORK – Road surface/paving restoration within the boroughs of Brooklyn, Queens and Bronx. Asphalt application to roadway under NY City specifications and as stated in 2016 Paving Restoration Special Conditions (9/19/16)

MAIN CONTACTS

Contractor Project Representative: Alfonso Messina

Contractor Safety Representative: Michael Saladino

CE Construction Management Rep: Theresa Vozzolo

SITE COMMUNICATION & EMERGENCY RESPONSE CONTACTS

On-Site Contacts: (Callahan Paving Corp/Tri-Messine /Con Edison)

NAME:	TITLE:	COMPANY:	OFFICE PHONE	CELL:	EMAIL
Alfonso Messina	Field Project Manger	Callahan/ Tri-Messine	516-679-9797	516-662-3072	tmblacktop66@gmail.com
Alfonso Messina	Project Supervisor	Callahan/ Tri-Messine	516-679-9797	516-662-3072	tmblacktop66@gmail.com
Michael Saladino	Safety Manager	Callahan/ Tri-Messine	516-679-9797	631-553-8428	Msaladino.safety@gmail.com
Queens Raymil Perez	Chief Const. Inspector	Con Edison		917-921-2340	perezra@coned.com
Queens Tim Donohue	EH&S Rep.	Con Edison		917-440-3061	donohuefr@coned.com
BRONX Greimy Atmaca-Ynfante	Chief Const. Inspector	Con Edison		917-658-2743	ynfanteg@coned.com
BRONX Justin Lerman	EH&S Rep.	Con Edison		718-839-1855	lermanj@coned.com
BROOKLYN Jephord English	Chief Const. Inspector	Con Edison		646-477-1802	englishj@coned.com
BROOKLYN Gairy Hamilton	EH&S Rep.	Con Edison		917-731-8787	hamiltonga@coned.com

OFF-SITE CONTACTS: CON EDISON

NAME	TITLE	DEPT		CELL PHONE	EMAIL
Christopher Vicente	Project Specialist	Const. Management Electric-Paving		347-266-4799	vicentec@coned.com
Rosalva Nunez	Project Specialist	Const. Management Electric-Paving		646-831-3806	nunezr@coned.com
Theresa Vozzolo	Construction Manager	Const. Management Electric-Paving		917-299-1856	vozzolot@coned.com

SITE COMMUNICATION & EMERGENCY RESPONSE CONTACTS

LOCAL FIRE DEPARTMENT	911
LOCAL POLICE DEPARTMENT	911
LOCAL AMBULANCE	911
LOCAL POLICE (NON-EMERGENCY) DEPENDS ON JOB LOCATION	VARIES
CON EDISON GAS EMERGENCY RESPONSE CENTER (ERC)	718-319-2340
CONTRACTOR MAIN HEADQUARTERS	516-679-9797
NEW YORK STATE DEC SPILL HOTLINE	1-800-457-7362
WESTCHESTER DOH SPILL HOTLINE	914-813-5166
US NATIONAL RESPONSE CENTER	1-800-424-8802
US EPA POISON CONTROL	1-800-962-1253
ENVIRONMENTAL PROTECTION AGENCY	212-637-4100
OSHA WORK PLACE EMERGENCY	1-800-321-OSHA

HOSPITAL INFORMATION (address and map):

Hospital locations may vary depends on location of work

ADDITIONAL HOSPITALS LOCATED IN QUEENS

**ELMHURST HOSPITAL-(718)334-4000
79-01 BROADWAY ELMHURST, N.Y. 11373**

**FLUSHING HOSPITAL-(718)670-5000
43-40 PARSONS BOULEVARD FLUSHING N.Y. 11355**

**LONG ISLAND JEWISH /FOREST HILLS HOSPITAL
(718)830-4000
102-01 66TH ROAD FOREST HILLS, N.Y. 11375**

**NEW YORK HOSPITAL QUEENS-(718)670-2000
56-45 MAIN STREET FLUSHING, N.Y. 11355**

ADDITIONAL HOSPITALS LOCATED IN BROOKLYN

**WOODHULL MEDICAL CENTER-(718)963-8000
760 BROADWAY BROOKLYN, N.Y. 11206**

**BROOKLYN HOSPITAL-(718)250-8000
121 DEKALB AVENUE BROOKLYN, N.Y. 11201**

**LUTHERAN MEDICAL CENTER-(718)630-7000
150 55TH STREET BROOKLYN, N.Y. 11220**

**CONEY ISLAND HOSPITAL-(718)616-3000
2601 OCEAN PARKWAY BROOKLYN, N.Y. 11235**

ADDITIONAL HOSPITALS LOCATED IN THE BRONX

**WESTCHESTER MEDICAL CENTER-(718)430-7300
2475 ST. RAYMOND AVENUE BRONX, N.Y. 10461**

**MONTIFORE MEDICAL CENTER-(718)920-5731
BAINBRIDGE AVE/GUNHILL RD/E. 210TH ST BRONX N.Y.
10461**

**JACOBI MEDICAL CENTER-(718)918-5000
1400 PELHAM PARKWAY BRONX, N.Y. 10461**

**CALVARY HOSPITAL-(718)518-2000
1740 EASTCHESTER ROAD, BRONX, N.Y. 10461**

EMERGENCY RESPONSE

All workers must have knowledge of requirements for responding to any emergency. The site foreman is responsible for verifying accountability of all workers on site during an emergency situation.

General emergency response actions shall be as follows:

- Stop all site activity. Alert other site personnel and evacuate area
- Notify Con Edison's field representative immediately
- Assemble at pre-designated assembly areas and verify all workers are accounted for
- Follow further instructions from site supervisor

Where visual contact cannot be maintained among site personnel, a voice communication system will be implemented. All crews shall be equipped with two-way radio/cell phone.

Radios and phones must not be used or located in areas of hazardous or potentially hazardous atmosphere.

First aid supplies, Blood-borne Pathogen kits, Burn Gel kits, and fire extinguishers rated for commercial activities shall be easily accessible within each work truck.

Each fire extinguisher shall have a durable tag indicating annual service and monthly inspection.

Each site should have an adequate number of workers trained in first aid, CPR, blood borne pathogens, and the use of the fire extinguisher.

In the event of a fire or explosion, the local fire department will be summoned immediately. In case of a small incipient fire, employees trained in the use of fire extinguishers will attempt to extinguish the fire.

Emergency First Aid/CPR and Hospital Information:

The Con Edison representative shall be immediately informed of all accidents and/or medical emergencies that occur.

Trained and qualified contractor personnel at the site will perform First Aid and or CPR until the emergency medical response team arrives. (Attachment A– Competent Person List)

Emergency Telephone Numbers and Hospital Information:

To request an ambulance: 911
To report fire or explosion: 911

All coordination with other Con Edison employees, organizations, and any outside regulatory agencies, shall be conducted by the Con Edison Representative on site. If for some reason the Con Edison Representative is unavailable, one of the off-site Con Edison personnel will be contacted.

HAZARD ASSESSMENT

Employees and subcontractors of Callahan Paving Corp/Tri-Messine may be exposed to safety hazards related to job specific tasks. This section summarizes the task-specific hazards associated with various services, SOPs and safety protocols are also referenced.

a. Exposure Assessment:

While it is not possible to foresee all potential hazards on the jobsite, this HASP contains information about many of the potential hazards, both physical and chemical. Examples include: Asphalt fumes, hot sealant/tar, explosion (propane tank handling), and high noise level from heavy equipment. These hazards and the appropriate precautions are discussed in the appropriate sections to follow. Specific jobsite hazards should be identified on the daily job briefing form as applicable.

It is the responsibility of each worker to be aware of jobsite hazards and to communicate these hazards to their supervisor and to co-workers during the daily job briefings and throughout the day as conditions warrant. When there is any doubt, ask!

Exposure Assessment:

This eHASP contains information about many of the potential hazards, both physical and chemical, for example: Noise, Asbestos, Welding, Using a Jackhammer, etc. These hazards and the appropriate precautions are discussed in the appropriate sections throughout this eHASP. Specific jobsite hazards should be identified by Callahan Paving Corp./Tri-Messine. The proper safe work method to minimize worker exposure is to be identified and communicated to all employees, in addition to the proper PPE that is to be worn. Work related hazards are to be identified and documented in the daily job briefing along with identifying and documenting the proper safe controls/PPE that are to be in place before and during work.

It is the responsibility of each worker to be aware of jobsite hazards and to communicate these hazards to their supervisor and to co-workers during the daily job briefings and throughout the day as conditions warrant. When there is any doubt, ask!

PERSONAL PROTECTIVE EQUIPMENT (PPE)

- **Hard Hats** – Workers are required to wear hard hats at all times while inside or around the work area. Exceptions would include operators positioned inside the cab of equipment. Our workers are not permitted to wear white hard hats or Con Ed Blue hard hats.
- **Safety glasses/goggles/face shield** – required for all operations involving cutting, breaking, grinding, polishing, blasting, drilling, or nailing. Face shields are required along with safety glasses/goggles during any chipping and grinding operation and cutting concrete with handheld equipment.
- **Retro-Reflective vests/garments** – required for all operations in or adjacent to vehicular traffic. Vest shall be high-visibility safety apparel that meets the performance requirements of the ANSI/ISEA 207-2011 publication. No vests shall be worn during grinding, or welding operations unless specifically required by traffic conditions. When wearing a harness for entering into an enclosed space, never wear the safety vest over the harness being worn. If required, only fire retardant vests shall be used.
- **Foot protection** - Foot protection shall consist of safety shoes that comply with **ASTM F2413-05 or -11** and are required during all job operations. All workers involved in construction activities are required to wear a hard toe shoe. Metatarsals are required during all jackhammer operations.
- **100% cotton work clothes (with long sleeves)**– required on all operations in close proximity to live electric facilities.
- **Fire Retardant (FR)** – FR clothing is required to be worn by workers entering electrical enclosed spaces and those workers involved in breaking out conduit systems and moving cable. FR clothing is required where electrical flash hazards exist, or hot work operations are conducted. FR clothing is required during all live gas work, welding/fusion operations, and in areas that are identified by Con Edison.
- **FR Coveralls** – In addition to the FR clothing requirements, FR Coveralls are required as indicated in attachment (Gas Operations Specification IP-42 PPE Matrix & GEHSI S05.01.06).
- **Welders chaps and aprons** – required during all pipe torch cutting and welding operations
- **Welders glasses, goggles, shields** – required during all pipe torch cutting and welding operations
- **Hearing protection** – required when workers exposure may be due to continuous, intermittent and/or impact noise. Such when using power tools that exceed 85 dB.
- **Respiratory Protection** – (Medical approved and fit tested employees only)- rock drilling and concrete abrasive cutting. For other questionable activities/exposures (e.g. welding), an exposure assessment is to be performed by the Safety Manager to determine the need for, and suitability of, respiratory protection. Fit Test cards are required to be carried by all fit-tested employees while on-site.
- **Work gloves** – All gloves are to be adequately rated for the task. When needed/required, workers will wear leather-palmed heavy cotton work gloves. Other hand protection shall be appropriate for work function performed (e.g., welders gloves with gauntlets, riggers gloves, rubber gloves, etc.)
- **Rubber gloves and other protective rubber goods** – should be adequately rated for the job, and must be inspected and tested per OSHA guidelines. Class 1 Kv gloves are required to be worn when; jack hammering, saw

cutting, breaking duct, bar holing, and pogoing in addition to requirements found in **GEHSI S05.01.06 - Activities with Potential to Contact Sub-surface Electric Installations** for guidance.

- **Other PPE** such as poly-coated coveralls, booties; protective glove, etc. are required when working within an excavation that consists of contaminated soil.
- **FR/Chemical resistant garments** are required in areas where there is a potential for arc or flash in addition to the chemical hazard.
- **Jeeping-** Minimum PPE: Hard hat, Safety Goggles, 1Kv Rubber Gloves/Leather Gauntlets, FRP clothing, Safety Shoes (**ASTM F2413-05 or -11**)

SPILL CONTROL PROCEDURES

Leaks/spills on the jobsite from our vehicles and equipment are the responsibility of the foreman to make notifications, cleanup, dispose of any waste generated from the cleanup, and to repair the equipment as necessary. All unsafe equipment must be removed from the jobsite.

Any spills or leaks from our vehicles or equipment to the environment **will be immediately reported to the Con Edison representative.** External (agency) spill notification information as required must be supplied to Con Ed representative as soon as it is available.

The following information must be communicated on all notifications;

- o Location, time and date
- o Indicate material spilled,
- o Estimated quantity of product spilled,
- o Determine migration area (roadway, catch basin, grass etc.
- o Estimated time of cleanup.

Each vehicle, including backhoe, shall have a spill response kit with enough material to contain, control, and cleanup leaks/spills from our equipment (for example: hydraulic fluid and automotive/equipment fluids).

All materials used in the event of any clean-up will be disposed of properly. Waste generated as a result from a spill from our equipment shall not be mixed with Con Edison waste.

A secondary containment system must be in place prior to and during and refueling of vehicles/equipment at a worksite.

If you discover a spill of any solid, liquid or gas during excavation activities or while inspecting/working in underground structures, you must stop work and immediately notify the Con Edison Representative. The area must be secured and no work shall take place until Con Edison gives the authorization.

AIR RESOURCES

Federal, State and local laws require that the public and the environment be protected from nuisance levels of dust, smoke, and odors. Regulations have been adopted that limit the release of materials such as particles, combustion exhaust, volatile solvents, paint fumes and many chemicals. The construction and operation of many types of equipment or facilities may require a permit, certificate, or other approval from the appropriate regulatory agency.

Our company assures that all;

- Equipment must be designed and operated to ensure that exhaust has opacity less than any applicable regulation or permit limit.
- Motor vehicles exhaust shall meet all applicable emission limits. **All vehicles not in use should be shut off and not permitted to idle more than 3 minutes. Vehicles are not permitted to idle more than one minute when adjacent to school. Unless engine is required to run/operate auxiliary equipment vehicle must be shut off.**
- Proper dust control measures must be established. Engineering controls for nuisance (visible) dust will include the use of Hudson sprayers and/or the use of a spray nozzle on a water line.

BLOODBORNE PATHOGENS

FOR ANY SERIOUS INJURY OR ACCIDENT CALL 911 IMMEDIATELY.
Report all injuries/illnesses immediately to Con Edison representative, regardless of the severity.

Every jobsite will be equipped with BBP/First Aid/ and Burn Gel Pack Kits. An adequate number of employees must be trained in first aid/CPR and BBP at each jobsite.

Risks and Exposures:

Anytime there is a potential for contact with blood, body fluids, or infectious materials such as broken glass, sharp objects, needles, etc., precautions must be taken.

Protection:

Treat all potentially infectious material as if it were infected

- Proper PPE must be used at all times when there is a chance for exposure to infectious materials.
- Hand-washing facilities or products (antiseptic hand cleaner, etc.) must be readily available to all employees.
- All infectious material must be placed in appropriate, labeled containers (sharps containers, biohazard bags, etc.) and disposed of properly.
- All infected equipment and surfaces must be decontaminated with an appropriate disinfecting solution prior to re-use.

CLOSE CALL PROGRAM

A Close Call is an act or condition where no physical injury or property damage has occurred, but had the potential to result in injury or property damage. The very same circumstances that result in a Close Call one time may result in a serious injury the next time.

EMPLOYEES WHO REPORT CLOSE CALLS WILL NOT BE DISCIPLINED.

Reporting a Close Call:

The first thing to do is let those around know that there was a Close Call. It is essential to remove a hazard immediately and communicate it to all site personnel.

When reporting a Close Call, include:

- Date of Incident
- Time of Day
- Equipment Involved (if Applicable)
- Location of Incident
- Number of Employees Involved (if any)
- Personal Protective Equipment (if applicable)
- Potential Hazard/Injury
- Cause of Hazard/Injury
- Complete Details of Close Call
- Corrective Actions Taken (if any)
- Lessons Learned
- Attachments – Photos (if any)
- Reported by (optional)

All close calls identified on Con Edison projects shall be communicated to the Con Edison Representatives.

CONCRETE ROAD SAWS

It is our responsibility to contact the Con Edison Field Representative before work begins to determine if there are any known new or unusual hazards or adverse impact to the environment as a result of using a concrete road saw to cut street or pavement. We are responsible to implement work practices to eliminate or properly control all hazards associated with saw cutting operations.

Safety Control Measures:

- Follow the manufacturer's directions for proper use, maintenance, and inspection of the saw cutter. Equipment must be inspected before and after use. Saw blades and replacement parts must be manufacturer specified.
- All roadways saws will have on them safety devices to insure that the blades can be properly locked into place.
- All concrete saws will be equipped with proper mufflers in order to reduce noise emissions.
- Operator must be specifically trained on the safe operation of the cutting saw in use.
- Callahan Paving Corp/Tri-Messine must ensure adequate and constant water supply is available while the saw is in operation.

- Workers will exercise care when saw cutting so that water runoff will not directly impact existing sewer systems, or other nearby waterways. Precautions shall be in place to ensure water runoff does not cause erosion.
- Area to be saw cut and excavated must be properly marked out via "One Call System" to identify existing underground utilities.
- Permits to excavate should be displayed, as required.
- **Saw cutting over an "Oil-o-Static" line is prohibited.**
- During Heat Contingencies, saw cutting over critical facilities is prohibited. It is the responsibility of the foreman to ensure Callahan Paving Corp/Tri-Messine knows when a Heat Contingency has been announced.
- Job site housekeeping should protect workers and members of the public from slipping and tripping hazards due to presence of air compressor hoses, water hoses excessive water and debris.
- Shunts are to be placed over hoses that cross pedestrian walkway and pose a tripping hazard.
- Saw cutting operations must utilize proper PPE including, but not limited to, Face Shield and Eye Protection when operating saw cutting equipment.
- A NY City approved double check valve back flow preventer is required when utilizing a NY City fire hydrant as water source for saw cutter.
- Exposed storm drains are to be protected (hay bales, absorbent rolls) so as to prevent saw cutting debris from entering into storm drain

ELECTRICAL SAFETY

All underground utilities must be marked prior to any groundbreaking activities.

ALL electrical equipment used on a project (hand tools, etc.) must be protected with a ground-fault circuit interrupter (GFCI).

Electric cords must not run across walkways, roadways, sidewalks, etc. without some protection provided to prevent tripping or snagging on the cord. Electric cords must not be fastened with staples, hung on nails, or suspended on wires.

NOTE: All electrical facilities located in trenching/excavations and underground structures shall be considered live until Con Edison representative confirms facility is de-energized.

Insulation Materials (non-asbestos)

Callahan Paving Corp/Tri-Messine will not handle non-asbestos thermal insulation materials.

FISH, WILDLIFE, AND WETLANDS

Federal and State require that endangered plant and animal species be protected, and that freshwater and tidal wetlands be preserved and protected from adverse impacts. All activities involving construction and maintenance of facilities and right-of-way corridors have the potential to impact fish, wildlife, and wetlands. Special licenses and/or permits may be required prior to performing any work.

When working around any stream, drain, culvert, low-land area, lake, run-off dike, waterway, or storm drain that leads to surface waters, or any other environmentally sensitive area, **it is the responsibility of the foreman to request of the Con Edison representative whether the jobsite has been reviewed for wetland or wildlife requirements.**

Erosion and sediment controls must be installed when working in the vicinity of culverts and run-off dikes, streams, waterways, storm drains and other routes to surface waters. The erosion/sediment controls will consist of a combination of screening with straw bales. All erosion/sediment control measures must be maintained at these locations until the work area is permanently restored. If at any time the erosion controls are identified as having failed (i.e. sediment has entered storm drains, culverts, run-off dikes, surface waters, etc.) Con Edison will be notified and the erosion controls will be re-established.

Trees that may be at risk of damage due to construction work required by this project will be identified prior to work starting, and the Con Edison representative will be notified immediately. The Con Edison arborist may be consulted for instructions on precautions to take to prevent or minimize impact to the existing trees.

Permits may also be required to remove trees. **It is the responsibility of the foreman to request of the Con Edison representative whether the jobsite has been reviewed for permit requirements if any trees, shrubs, or vegetation must be removed.** The Con Edison arborist may be consulted for instructions on permit requirements, precautions that may be taken, or replacement of vegetation as required.

FIRE PROTECTION AND PREVENTION

The fire department should be notified immediately once a fire is detected. Trained personnel using an appropriate fire extinguisher can extinguish incipient-stage fires. Larger fires will require the assistance of the fire department. The fire department must be informed of the nature of any combustible materials at the job site.

The Con Edison representative must be informed of all fire or explosion occurrences.

Open flames or spark-producing tools must not be used in any enclosure where an explosion concern may exist until testing indicates that an explosion hazard does not exist.

Foreman will adhere to the following precautions to prevent fires:

- All contractor vehicles/truck/backhoe must have ABC type fire extinguishers mounted and accessible when not in use.
- Monthly (by competent person) and annual inspection (by licensed fire equipment-servicing agency) of each fire extinguisher is to be conducted and documented. A durable tag is to be attached to the fire extinguisher indicating date of inspection.
- Good housekeeping and storage of materials in approved containers and cabinets.
- All waste, rubbish, and flammable materials will be stored in approved containers and away from combustion engines or other sources of ignition
- Storage of flammable liquids and gases away from oxidizers
- Shut off engines to refuel and use plastic sheeting/spill pads to prevent spills to environment during refueling
- No smoking in work area
- Use only UL approved flammable storage cans
- Commercial grade 20-ABC type fire extinguishers located near all hot work activities, and required on all jobsites
- Personnel must be trained in the use of the fire extinguisher, and the trained personnel are listed in Attachment A
- Using liquefied petroleum gas (LPG) indoors for cutting and/or welding operations shall be limited to small quantities and no more than a 1 pound bottle shall be stored in the building.
- Open flames or spark producing tools must not be used in any enclosure where an explosion concern may exist until testing indicates that an explosion hazard does not exist.

The following activities present a potential fire hazard (i.e. welding, cutting, grinding, use of flammable liquids, use of flammable gasses):

Activity	Hazard	Protective Measures
ex. Cutting	Sparks	Test atmosphere, Clean item to be cut, Clear area of debris, FR clothing and gloves, Eye and face protection. FR barriers to protect the public.
Refueling- Gas dispensing for machinery	Fire	Use funnel to pour gas into tank, lay absorbent diapers or other absorbent materials, catch basin, beneath machinery being refueled
Propane	Fire/explosion	Regulator on all tanks- tanks properly secured- Maintain proper COF for storage, handling & use.

Fire prevention and fire procedural tasks that are unusual or require specific guidance will need a written addendum to this eHASP. The addendum must

identify the fire protocols and must be submitted to Con Edison for their approval before the tasks are performed. Upon approval, the plan must be reviewed with all affected employees and documented. Any deviation from a written plan will require approval by contractor management and Con Edison.

HAZARD COMMUNICATION

Federal and State laws require that specific procedures are followed to properly handle chemicals to protect workers and prevent spills.

- Callahan Paving Corp/Tri-Messine must assure that the equipment brought into a Con Edison site to deliver or store hazardous chemicals is in good condition and that all equipment required is operating. This includes, but is not limited to all dead-man switches, valves, hoses, pumps, lights, etc.
- Callahan Paving Corp/Tri-Messine must ensure all chemicals/products are approved for use in Con Edison prior to bringing onto facility/property/worksite.
- Personnel must be licensed and/or have the necessary handling permits or certifications. Documentation must be present with the driver or on the vehicle at all times for inspection by Con Edison representative.
- Spill response equipment shall be available on location to contain or control a release or spill. All vehicles must be equipped with spill kits/materials. All chemical spills must be reported to a Con Edison authorized representative immediately upon discovery.
- The reportable quantity of each hazardous substance and the amount that exceeds the reportable quantity shall be known regardless of the units used (pounds vs. gallons).
- If quantities of chemicals brought on-site exceed the threshold planning quantities (TPQs) or threshold reporting quantities (TRQs), Callahan Paving Corp/Tri-Messine shall identify how the Community Right-To-Know reporting requirements will be met, including the procedures for:
 - Retaining of Material Safety Data Sheets (MSDS).
 - Filing an annual chemical inventory form with the NYSDEC.
 - Coordinating with the local emergency planning committee (LEPC) and the fire department with jurisdiction over the job area.
 - Preparing Risk Management Plans, as required.

The foreman is responsible to make sure Callahan Paving Corp/Tri-Messine is in compliance with the following requirements:

- Containers will be proper color coded and labeled.
- Labels on material containers will not be defaced or removed.
- The labels will identify the substance in the container and appropriate warnings about the substance.
- The material identity will match the material currently in the container, its MSDS, and the overall list/inventory.
- Chemicals are stored properly in an approved container.
- Chemicals are removed from the site at the end of the day.

- A list/inventory of all the hazardous substances we bring to this Con Edison job site and copies of each SDS can be found in attachment

A documented training program will be provided to every worker at the job site. This training will include:

- Health and environmental hazards of every chemical used at the job site
- Ways to detect the presence of hazardous materials at a job site (including monitoring methods and devices used)
- How to read and understand the information contained on an MSDS
- How workers can protect themselves from harmful exposure (e.g., safe work practices, personal hygiene, and protective equipment).
- How to respond to and clean up a spill of a specific chemical brought onto the worksite.
- The proper use, storage and handling of chemicals in the workplace. Training records are available upon request.

HEAT STRESS

Muscle fatigue may occur causing weakness and/or dizziness when the body starts to sweat large amounts of body fluids. If the fluids and body electrolytes are not replaced heat related illnesses can occur.

If the initial disorders go untreated or unnoticed, and exposure to heat continues, more serious illnesses can occur:

- Heat syncope: A slightly more serious problem; can cause fainting by excessive exposure to heat.
- Heat rash: (also called prickly heat) Occurs on areas of the body where sweat easily evaporates.
- Heat cramps: Muscle spasms due to excessive sweating; Replacing large quantities of fluid losses without replacing required body electrolytes
- Heat exhaustion: When the skin is moist, clammy and pale. Heat exhaustion may cause a person to have headaches, nausea, extreme fatigue and light-headedness.
- Heat stroke: The most serious of all heat-related illnesses. If left untreated it can lead to death. A person with heat stroke will have hot, red, and dry skin. The person may show confusion, have convulsions, loss of consciousness and may go into a coma. Immediate medical attention is necessary.

Prevention of Heat Stress:

- Ventilation of hot environments will transfer the heat to outside the work environment. Ventilation will also cause the airflow to increase and will help body heat loss by increasing sweat evaporation.
- Insulation of hot equipment can stop the heat transfer from the equipment to the air and decrease the temperature in the area. Shielding of objects, such as the sun or radiant heat sources, will stop the transfer of radiant heat.
- Where hot temperatures cannot be reduced, frequent breaks and rotating shifts will reduce the length of time of the exposure.

- Fluid replacement – Prior to working in a hot environment you should drink up to 16 ounces of fluid. Drink seven ounces of fluid every 15 – 20 minutes afterwards. Cool water is an adequate replacement fluid.
- Personal protective equipment such as ice vests, cool bands, and water-and air-cooled suits should be worn as needed.

First Aid for Heat Stress:

- Move the worker to a cool place.
- Keeps the victim lying down with his legs straight and elevated 8 to 12 inches.
- Cold packs should be applied or wet his clothing to cool the victim down.
- The person should then be given cool water to drink.
- If the worker shows no improvement within 30 minutes then the victim should seek professional medical attention.

HEARING CONSERVATION

Noise can cause sudden traumatic temporary hearing loss, long-term slowly occurring hearing loss that is irreversible.

- When noise levels exceed the permissible limits, worker exposure must be controlled through engineering controls, administrative controls, personal protective equipment (PPE), or a combination of these.
- Engineering controls consist of isolating, enclosing, or insulating equipment or operations or substituting quieter equipment or operations.
- Administrative controls involve rotating workers to jobs having lower noise exposures and reducing the time that each worker is exposed.
- PPE, for example earplugs and earmuffs, must be rated to reduce the noise exposure to within acceptable limits.

Kettle-Liquid A/C Safe Practices - See attachment

MANAGEMENT OF CHANGE

Each Foreman is responsible for notifying the Con Edison authorized representative of any change in working conditions/scope of work that could affect compliance with environmental or health and safety requirements as soon as the changed conditions are identified.

An example of change in conditions can include, but is not limited to the following:

- Unforeseen hazards not anticipated the bidding process.
- Weather conditions that could affect worker safety.

- Unexpected changes in the scope of the project.
- The potential to generate wastes not expected during project planning.
- The potential for unexpected sample collection.

The Safety Officer shall make sure the change of scope is approved by Con Ed and that the changes are addressed in the eHASP. All personnel shall be appropriately trained to perform their job function under the changed conditions prior to being allowed to work under the changed conditions.

Subcontractors will be held to the management of change procedures outlined by the Prime Contractor. All subcontractors for Callahan Paving Corp/Tri-Messine will sign on to the Con Edison accepted HASP for this contract/project by signing a Subcontractors HASP Sign-off form. This form is to be completed and given to the Con Edison site representative prior to the start of the subcontractors work.

THE PRIME CONTRACTOR SHALL HAVE THE ULTIMATE RESPONSIBILITY FOR IMPLEMENTING MANAGEMENT OF CHANGE PROCEDURES RELATIVE TO THE PROJECT.

MATERIALS HANDLING

A job briefing must be conducted with all workers involved in the lift

Whenever possible heavy objects will be lifted and moved by mechanical devices rather than by manual effort.

Requirements:

- The mechanical devices will be appropriate for the lifting or moving task and will be operated only by trained and authorized personnel.
- Objects that require special handling or rigging will only be moved under the guidance of a person who has been specifically trained to move such objects.
- Tag lines will be used to assist in the management of load placement during the lift.
- Lifting devices (including equipment, slings, ropes, chains and straps) will be inspected, certified, and labeled to confirm their weight capacities. Defective equipment will be taken out of service immediately and repaired or destroyed.
- The wheels of the truck being loaded or unloaded will be chocked to prevent movement. Outriggers will be extended on a flat, firm surface during operation.
- The lift and swing path of a crane/equipment will be watched and maintained clear of obstructions.
- Loads will not be lifted over workers.
- Verify the clearance zone for all electrical overhead conditions.
- Personnel will not pass under a raised load, nor will a suspended load be left unattended.
- Personnel will not be carried on lifting equipment, unless it is specifically designed to carry passengers.

- All reciprocating, rotating, or other moving parts will be guarded at all times.
- Accessible fire extinguishers will be available in all mechanical lifting devices.
- All aisles and passageways must be maintained to provide free and safe movement of material handling equipment and employees.
- All material must be stored in tiers, racked, blocked, or otherwise secure to prevent sliding, falling, or collapse.
- Verify all loads/material are secure before transportation.

Materials Handling tasks that are unusual or require specific guidance will need a written addendum to this eHASP. The addendum must identify the lifting protocols and must be submitted to Con Edison for their approval, before the tasks are performed. Upon approval, the plan must be reviewed with all affected employees and documented. Any deviation from a written plan will require approval by contractor management and Con Edison.

MECHANICAL EQUIPMENT

In order to perform work on any Con Edison facility or project, all contractors must, at least, meet the following requirements. All hand and power tools must be maintained in a safe condition and used properly.

- Only workers who have been trained in the use of a particular tool may operate that tool.
- All hand and power tools must be inspected prior to use to ensure proper operation and structural integrity. Any damaged tool must be taken out of service. Any tool that is cracked, splintered or mushroomed must be taken out of service. Handles must be secure.
- Removing any guards from a power tool is prohibited, and operating a power tool with any guards removed is prohibited.
- Workers who are exposed to flying objects, dust, fumes, vapors, etc. when using hand or power tools must wear the appropriate personal protective equipment (PPE).
- Electric hand tools must be double insulated or grounded and protected by a ground-fault circuit interrupter (GFCI).
- All pneumatic hand tools must be equipped with a safety device on the muzzle to prevent accidental discharge and be secured to the airline with a safety chain to prevent accidental disconnect.
- Fuel-powered hand tools must be turned off when being refueled or serviced and secondary containment must be employed during refueling to prevent spills.
- Gun power-actuated hand tools must be operated by trained employees. In NYC Callahan Paving Corp/Tri-Messine operators have a Certificate of Fitness (COF). These tools must be tested and inspected daily, prior to use to ensure proper working conditions.
 - **The use of compressed air for personal cleaning is prohibited.**

RESPIRATORY PROTECTION PROGRAM

If respiratory protection is required on this contract, the Callahan Paving Corp/Tri-Messine Respiratory Protection Program is attached. Photocopies of medical approvals and fit test qualification cards are attached for all individuals qualified to wear a respirator, and the specific respirator is identified. N/A

TIME OUT PROGRAM:

When a safety, health, or environmental concern arises on a job, an employee has the right to call a "Time Out". Upon calling a "Time Out", the employee must immediately notify his/her supervisor and provide him/her with information regarding the nature of the safety, health, or environmental concern and state that a "Time Out" is being called. When a "Time Out" is called, work stops and notification is made to the safety director and to the Con Edison Representative.

The supervisor must contact the employee with the intent of resolving the employee's concerns. When the concerns are resolved, work may resume.

VEHICLE MANAGEMENT

Vehicles may be used for personnel transport, equipment or soil hauling, earthmoving, and pile driving. OSHA has specific requirements designed to ensure that vehicles are maintained and operated in a safe condition to protect workers and the public. All equipment must free of leaks and inspection must be made daily to make sure all vehicles are leak free. We are responsible for cleaning up all spills caused by our vehicles and report ourselves to the appropriate agencies when the liquid spill enters the environment. All spills including the spill number furnished by the regulatory agency must be communicated to the Con Edison Representative immediately.

- Only properly trained personnel may operate the vehicles for which they are trained.
- All vehicles must have a functioning service, emergency, and parking brake system and functioning brake lights.
- Vehicles will be inspected prior to use and removed from service if deficiencies exist.
- Vehicles used on public roads must have U.S. Department of Transportation approved flares, triangles, or other warning devices in the vehicle. All vehicles left near a highway at night must have appropriate warning devices
- Tools and materials carried in passenger compartments must be secured.
- Vehicles with cabs must have windshields and functioning powered wipers.
- All vehicles must have proper seats with seat belts for each person.
- Workers must not work under or between equipment and vehicles suspended from slings, hoists, or jacks until the equipment is blocked or otherwise supported.
- All vehicles must be fully lowered and blocked during repair or when not in use.
- Parking brake must be set and wheels chocked when parked.
- All vehicles must have functioning backup alarms.

- Loads/Material must be secured and covered if disturbed by winds while in transit.
- Vehicles and equipment designed to move slowly over public roads must display an appropriate slow-moving traffic identification symbol (orange triangle)
- Outrigger plates on backhoes shall be suitably padded to eliminate the possibility of damage to the roadway and curbs
- The following equipment must have Roll-Over Protection Structures (ROPS):
 - Rubber-tired scrapers, loaders, and dozers, Wheeled tractors;
 - Crawler tractors and loaders, and Motor graders.

WASTE MANAGEMENT

All non-contaminated debris shall be removed from site and disposed of at an approved Con Edison waste disposal site.

1-Durante Brothers-31-40 123rd St. Flushing, NY

2-Alloco Recycling-540 Kingland Ave. Brooklyn, NY

The site that the waste is taken from must appear on the waste transport ticket.

WATER RESOURCES

Federal and State laws require that water resources are protected and that wastewater is properly managed. Regulations have been passed that govern the discharge of process (or industrial) wastewater, sanitary wastewater, and storm water.

- We will not dispose of any wastewater without the permission of an authorized Con Edison representative.
- Erosion and sediment control measures must be installed when working in the vicinity of culverts and run-off dikes. The erosion/sediment controls will consist of a combination of screening with straw bales. All erosion/sediment control measures must be maintained at these locations until the work area is permanently restored.
- Notification to CE representative is required when working within 100' of property classified as "Wetlands" by NY State.

• **Retrieval harnesses** shall be equipped with a permanently attached tag that can be used to record periodic inspections of the harness. The tag shall have a printed table where information as to the inspection date and the identity of the competent person who performed the inspection can be recorded. A competent person must inspect the harness before being issued for first time use and annually thereafter. A harness that has been involved in an "incident" is to be taken out of service and tested by an accredited testing lab prior to re-issuing.

• **Tripods/Gantry-** A competent person must inspect each tripod before being issued for first time use and annually thereafter. The inspection date is to be affixed to the tripod/gantry.